



Apply Primer



Cut to Correct Length



Remove Paper and Press into Place



Apply Wood Adhesive

INSTALLATION:

Follow wood flooring manufacturers recommended installation instructions as to fully adhered or floating floor installation guidelines. Installation must also conform to NWFA standards.

Wood flooring and Whisper Mat HW membrane must acclimate to job site conditions before installation. Concrete subfloors must be dry, clean and free of dirt, grease, wax, paint, oil or anything that would adversely affect adhesion of the Whisper Mat.

Subfloors must be checked for excessive moisture. Subfloors must be flat to 3/16" in a 10' radius. Leveling cements must be completely dry before membrane application.

Priming the subfloor: Always apply the Protecto Wrap #6000 primer to the subfloor and allow to dry (approx 20-30 min.) before installing the Whisper Mat HW to ensure a good bond.

Unroll Whisper Mat HW with the release liner side down. Cut the length approximately 12" longer than the distance to be covered to allow for a trimmed fit. Fold back half of the length of the roll back over the other half of the material. Score through the release liner only, taking care not to cut completely through membrane. Pull release liner away from membrane where scored. As the release liner is pulled away, hand-smooth the membrane to contact the primed subfloor. Keep the release liner material close to the floor while pulling away, this will allow for a more controlled application of the membrane.

Align membranes in a butt joint fashion making sure not to overlap seams.

Take note: there will be an immediate and aggressive bond of the membrane to the primed subfloor. Realignment of the membrane can be difficult once adhered to the subfloor.

Spread Wood Flooring Adhesive onto Whisper Mat HW. (Installation Instructions for proper trowel size and curing times required for the wood flooring to be installed.) Continue to follow wood flooring manufacturer's installation recommendations through the remainder of the flooring installation.

Note: Approved Wood Adhesives

Contact Protecto Wrap for list of adhesives compatible with Whisper Mat HW. Installation procedures and job site conditions must be in accordance with flooring manufacturer's recommendations and NWFA installation standards.

Accessories:

P.W. #6000 water based interior primer concentrate

Technical Data:

Thickness: 1/8"

Color: Tan top, black adhesive bottom

Elongation: 500% minimum (rubberized adhesive only)

Application Temperature: 50° to 85° Fahrenheit

System Performance: Sound Control:

Whisper Mat HW has been tested by certified independent acoustical laboratories in compliance with ASTM-E492-90 and ASTM-E90-97.

Application Standards:

ASTM E492-90 (Rev. 96), "Standard Test Method for Laboratory Measurement of Impact Sound Transmission Through Floor-Ceiling Assemblies using the Tapping Machine"

ASTM E90-97, "Standard Test Method for Laboratory Measurement of Airborne Sound Transmission Loss of Building Partitions and Elements."


PRODUCT	DESCRIPTION	PACKAGING	PIECES / PALLET
Whisper Mat HW	Sound Control for wood floors	3' x 50' rolls	30 rolls / pallet
# 6000 Primer Concentrate	Primer for ensuring membrane bond to subfloor (Mixed 2 parts water to 1 part concentrate)	16oz (9/ case) 1 gal jug (4/ case)	1 gal jug – 18 cases / pallet

Premium Building Products That Protect



1955 South Cherokee Street Denver, CO 80223 800-759-9727 Fax 303-777-9273
www.protectowrap.com

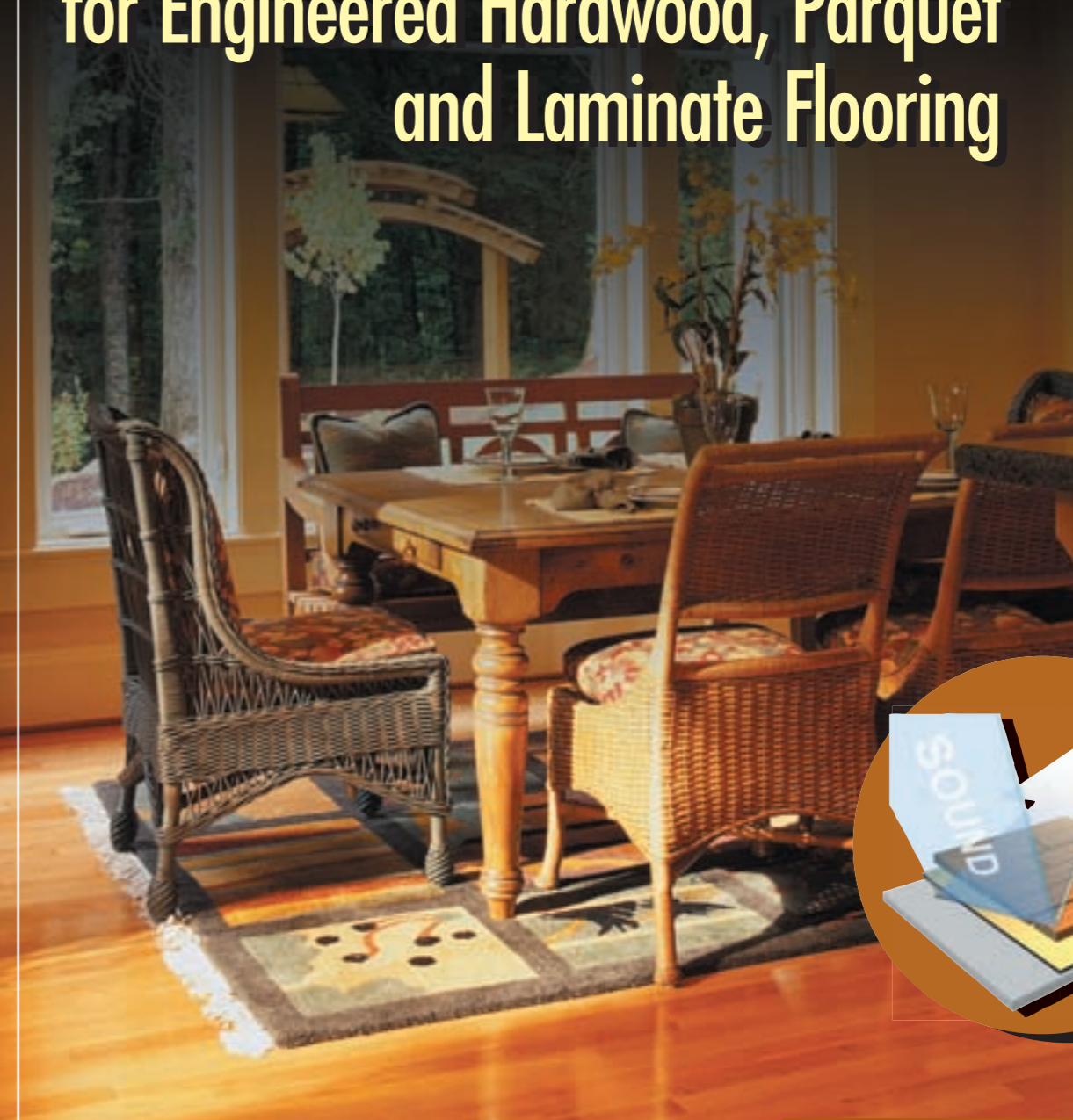
Protecto Wrap is a member of the following trade organizations:



WHHW-300 (6/17)



Sound Control & Moisture Resistant Membrane for Engineered Hardwood, Parquet and Laminate Flooring



Premium Building Products That Protect



Sound Control and Moisture Resistant Membrane for Engineered Hardwood, Parquet and Laminate Flooring For:


New Construction, Remodeling, Residential & Commercial Construction

Whisper Mat® HW is a peel & stick non-permeable sheet membrane, which reduces impact and airborne sound transmissions and is a moisture/vapor barrier. Designed for use with engineered wood plank, wood parquet and laminate floors. Used where sound-control is required, specified or desired.

Constructed of a Cross-Linked Poly-Olefin foam sheet combined with an aggressive rubberized adhesive, Whisper Mat HW combines sound absorption properties with moisture resistant properties making this an excellent system to enhance flooring installation performance.



PROPERTIES AND ADVANTAGES





- Sound Reduction Ratings:
 - 8" Concrete Floor with a Gypsum Board Ceiling assembly: IIC 72 STC 71
 - 8" Concrete Floor: IIC 55 STC 53
- Sound Transmission Reduction: Delta IIC 22
- Protects flooring from subfloor moisture/vapor emissions
- Economical and approved over radiant heated subfloors
- Easy, installer friendly installation
- Uniquely thin system (1/8")
- Commercial and residential applications

Whisper Mat® HW Composite

Layers in order, top to bottom:

- Cross-Linked Poly-Olefin foam
- Aggressive Rubberized Adhesive
- Release Paper



Why Specify Protecto Wrap's Flooring Membranes?

Protecto Wrap Company has been manufacturing membranes since 1952 and has built a sound reputation for producing the highest quality products available. Our sheet membranes meet or exceed waterproofing and sound prop-erties for almost any job specification. Protecto Wrap's strict quality control combined with committed research and development allows for production of the highest quality products available to the flooring and building industries.

Basic Uses: Whisper Mat HW underlayment membrane is designed for sound deadening under engineered wood plank, wood parquet and laminate floors. It may be applied to structurally sound and clean surfaces including: concrete, plywood, precast floor panels, OSB, Ceramic tile, terrazzo, natural stone, Portland based leveling and patching compounds, cement backer board, existing VAT and VCT. Whisper Mat is approved for installation over radiant heated floors.

Limitations: Whisper Mat HW is not recommended for use on concrete floors where hydrostatic pressure is present or where Moisture Vapor Emissions Rate exceed 3 lbs. Whisper Mat HW is not recommended for use with solid wood plank flooring or any "nail down" only wood floors. Gypsum type patches and levelers are not recommended. Protecto Wrap will not accept responsibility for failures related to use of gypsum underlayments or patching compounds. (Contact Protecto Wrap for list of other approved adhesives).

Compositions and Materials: Whisper Mat HW is constructed of cross-linked poly-olefin foam sheet fused with an aggressive rubberized adhesive. The membrane is tacky on the bottom providing superior adhesion to concrete, steel and wood substrates. The cross-linked poly-olefin foam top sheet makes an excellent bonding surface for approved wood flooring adhesives. Contact Protecto Wrap for approved adhesive list.

Whisper Mat HW contains no V.O.C's and is environmentally safe. The cross-linked poly-olefin foam and its aggressive rubberized adhesive retain its flexibility throughout the floor's life span and will not dry out or decay with time.



APPLICATIONS

The sound absorption properties combined with moisture resistant properties makes Whisper Mat HW an excellent system to enhance flooring installation performance in:

- Condominiums
- Office Buildings
- Apartments
- Hotels
- Single Family Homes
- Schools

