



AFM[®] Anti Fracture Membrane

Peel and Stick Crack Isolation for Tile

AFM Anti Fracture Membrane is made up of a tough fabric top with an aggressive rubberized adhesive that has the flexibility and strength to withstand structural movement and concrete shrinkage cracks up to 3/8" without transferring the stress load to the finished tile topping.

AFM protects your flooring investment in many ways: as an ANTI FRACTURE MEMBRANE, bridging horizontal cracks up to 3/8" in full floor thin-set applications, or as a CRACK ISOLATION MEMBRANE when an individual crack is bridged with the membrane.

PROPERTIES AFM

Adhesive Rubberized Adhesive

Applications Residential & Commercial

Thickness 40 mil (1 mm)

Elongation (ASTM D412), % 500 min (rubberized adhesive only)

Application Temp 45°F - 120°F (7°C - 49°C)

Service Temp -20°F - 180°F (-29°C - 82°C)

UV exposure 30 Days

Color Grey

Warranty 10 Year Limited Warranty

DESCRIPTION

For use under thin-set tile and dimensional stone installations as a crack suppression and anti fracture membrane.

APPROVED SUBSTRATES/FOR USE OVER

- Exterior glue plywood
- Concrete
- Cement terrazzo
- Gypcrete
- Radiant heated subfloors
- Portland based leveling and patching compounds
- Mortar beds
- Cement backer board
- Ceramic tile & dimensional stone
- Stained Concrete
- Metal
- Oriented strand board (OSB)

AVAILABLE SIZES

- 36" x 75' Roll
- 12" x 75' Roll
- Crack Protection Kit (12" x 25' includes primer)
- Crack Suppression Kit (12" x 75' includes primer)

TYPICAL APPLICATIONS

- Commercial
- Multi-family
- Healthcare
- Educational
- Residential
- Hospitality
- Municipal
- Government

ACCESSORIES

- PW 6000 Primer
- Protecto Universal Water Based Primer™



**INSTALLATION IS EASY —
JUST PRIME, PEEL & STICK!**

Thin-set ceramic tile and dimensional stone can be immediately installed, with no curing time needed.



COMMERCIAL

RESIDENTIAL



AFM[®] Anti Fracture Membrane

Peel and Stick Crack Isolation for Tile

INSTALLATION

There are 3 installation techniques:

- Crack Isolation
- Full Floor Coverage
- Vertical Application

See product data sheet for detailed installation information at www.protectowrap.com.




PRIME & ALLOW TO DRY



CUT MEMBRANE TO LENGTH



APPLY MEMBRANE




USE MODIFIED THIN-SET

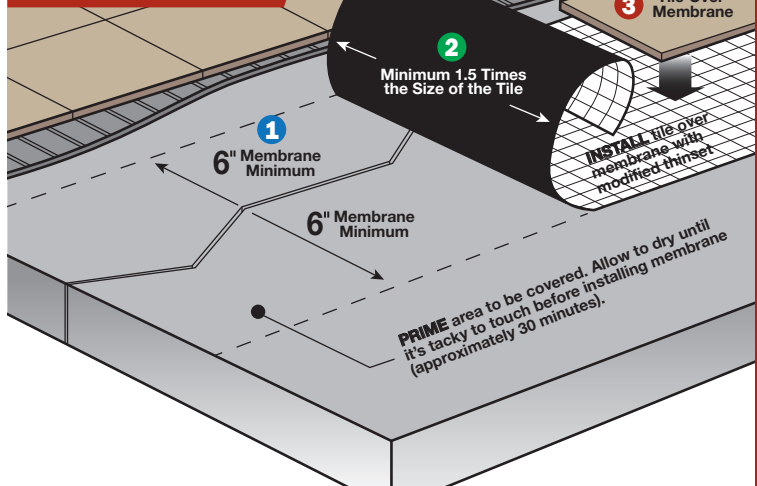
LIMITATIONS See data sheet at www.protectowrap.com.

HEAVY DUTY ROBINSON RATING

Full Floor Coverage



Crack Isolation



- 1 Membrane minimum 6" on either side of crack**
Note: 12" wide AFM can be turned perpendicular to the crack to achieve width
- 2 Membrane minimum 1.5 times the size of the tile**
Example: 8" tile = 12" wide membrane or 24" tile = 36" wide membrane
- 3 Any portion of tile over crack must be completely supported by membrane**

Protecto Wrap is a proud member of the following trade organizations:



1955 South Cherokee Street
Denver, CO 80223
(800) 759-9727
www.ProtectoWrap.com
AFM-200 (5-20)