



# PROTECTO DECK™

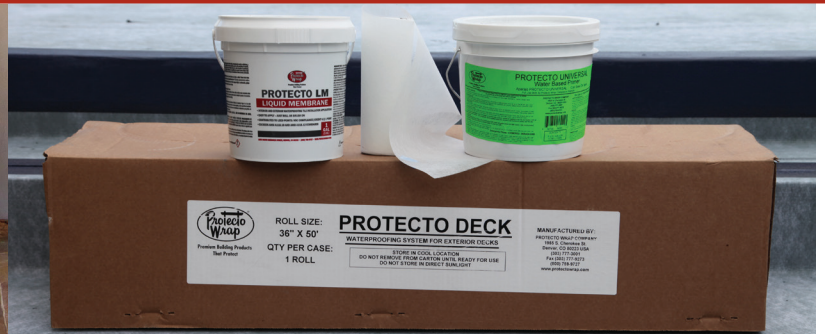

## Waterproof Membrane for Exterior Decks

### IDEAL FOR:

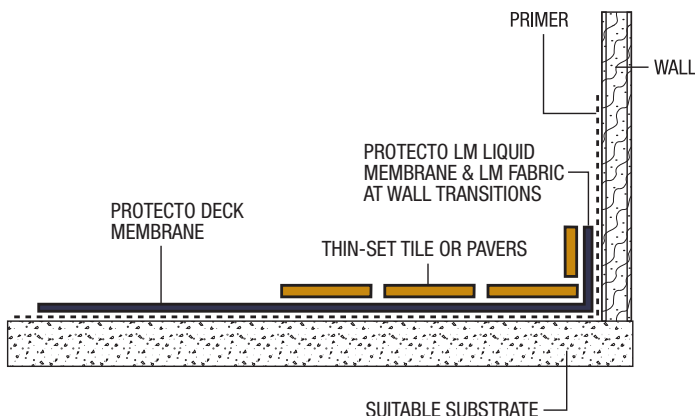
- Balconies
- Sundecks
- Patios
- Exterior Decks

### MATERIALS NEEDED:

- Primer
- Protecto Deck
- Protecto LM Liquid Membrane
- Protecto LM Fabric



## THIN-SET TILE OR PAVERS

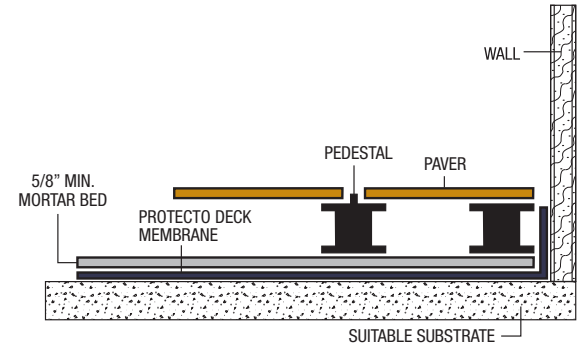



### Protecto Deck Waterproofing System Rated for Use Over Living Space

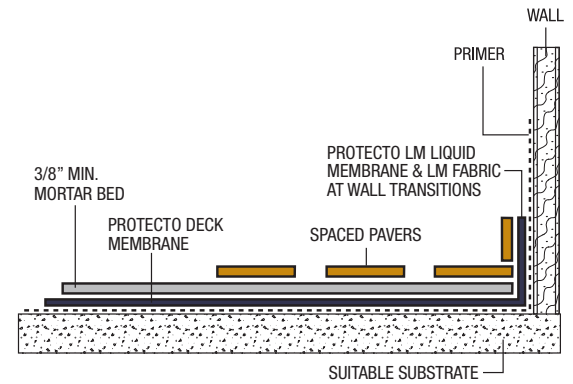
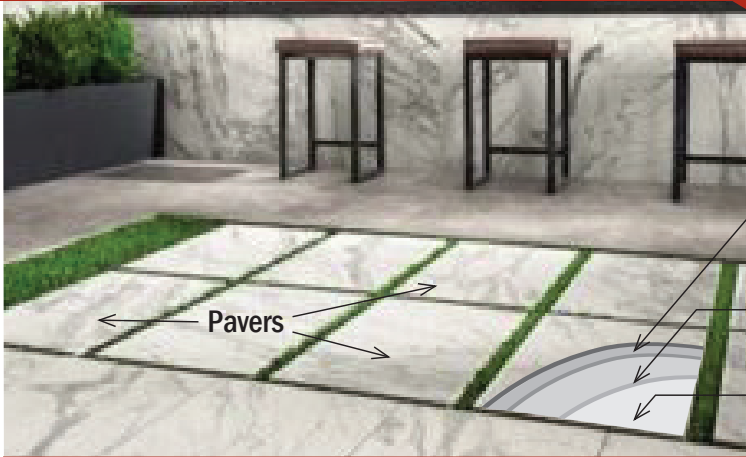
- Refer to Protecto Deck technical data for proper installation instructions of the Protecto Deck waterproofing system including:
  - Suitable substrates and substrate prep
- Flood Test Protecto Deck installation prior to installation of finished materials
- Protecto Deck is rated for a maximum of 30 days UV exposure
- Follow TCNA Guidelines for:
  - Proper slope for drainage – 1/4" per foot
  - Substrate deflection shall not exceed L/D 360 for ceramic and L/720 for dimensional stone (per IRC and IBC Building Codes)
  - Locate movement joints within the tilework – every 8' to 12' O.C. in both directions and at the perimeter or at any other vertical obstruction

# ALTERNATIVE APPLICATIONS TO THIN-SET TILE

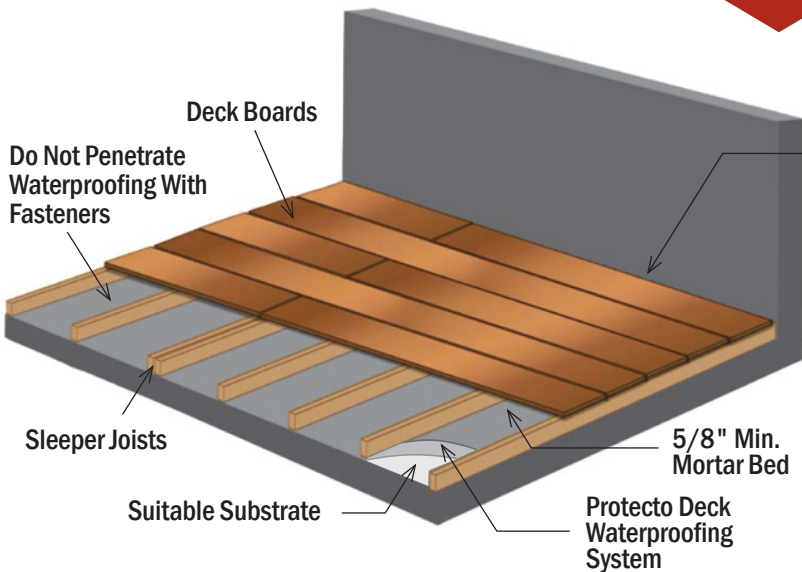
## PAVER/PEDESTAL SYSTEM



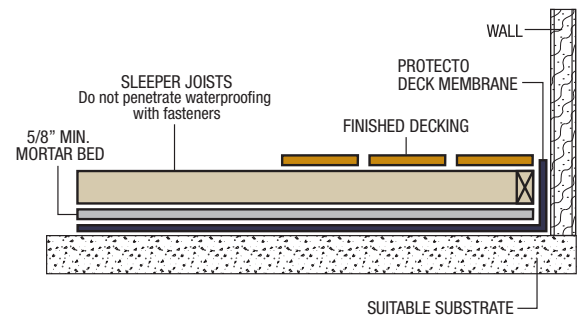
## SPACED PAVERS



## FLOATING DECKS



Restrain Finished Deck At Walls & Handrails To Prevent Vertical Movement/Uplift



Refer to [www.protectowrap.com](http://www.protectowrap.com) for Technical Data and Installation Instructions